



AL-KO QUALITY FOR LIFE

LEVELSYSTEM MOTORHOME



PARTLIST motorhome

2018 (12-06)



LEVELSYSTEM. SIMPLY LEVEL.



ARRIVE
SETUP
HOLIDAY

Content

	Introduction (the motorhome levelsystem consists of)	page 1
Chapter 1	Jacks overview	
	1.1 Hydraulic Cylinders	page 2
	1.2 Hydraulic Telescopes	page 3
	1.3 Footplates and mounting parts	page 4
Chapter 2	Hydraulic pump	
	2.1 Complete pump assembly	page 5
	2.2 Oil tanks/reservoirs	page 6
	2.3 Servicable parts	page 7
	2.4 Mounting / fastening solutions (built in)	page 8
Chapter 3	Operation and control	
	Control panel, Touchscreen, Operating system and Remote control	page 9
Chapter 4	Electronic components	
	Electrical cables, Fuse and Fuseholder	page 10
Chapter 5	Hydraulic components	
	Hydraulic hoses and couplers	page 11
Chapter 6	Miscellaneous	
	Airsuspension and mounting parts	page 12
Chapter 7	Mounting brackets	
	7.1 Fiat	page 13
	7.2 Iveco	page 14
	7.3 M.A.N.	page 15
	7.4 Mercedes	page 16
	7.5 Ford	page 17
	7.6 Renault	page 18
	7.7 Volkswagen	pag. 19
	7.8 Adria	pag. 20
	7.9 Universal	page 21
	7.10 Special	page 23

Introduction

- E&P Hydraulics supplies the motorhome levelsystem in **12 Volt** and **24 Volt** versions.
- The motorhome levelsystem knows four main groups: **2.0 Ton** - **3.5 Ton** - **6.0 Ton** and **10.0 Ton**
- The motorhome levelsystem is available for almost all common motor vehicles, such as:

2.0 Ton systems

capacity: 2T each support • total weight: apr. 55 Kg. • vehicles up to apr. 5T
 FIAT-X250/244 • IVECO-daily • FORD-transit • RENAULT-master •
 MERCEDES-sprinter

3.5 Ton systems

capacity: 3.5T each support • total weight: apr. 65 Kg. • vehicles up to apr. 7.5T
 IVECO-daily

6.0 Ton systems

capacity: 6T each support • total weight: apr. 85 Kg. • vehicles up to apr. 12T
 MERCEDES-artego • IVECO-eurogarco • M.A.N.

10.0 Ton systems

capacity: 10T each support • total weight: apr. 125 Kg. • vehicles up to apr. 20T
 MERCEDES • M.A.N. • IVECO • SCANIA • DAF

The motorhome levelsystem consists of

- Hydraulic jacks incl. stainless steel footplate (4 pcs.)
 - Hydraulic pump (12 or 24 Volt)
 - Operating system
 - Control panel
 - Fuse and fuseholder
 - Electrical wiring kit
 - User manual
-
- Remote control and/or Touchscreen (optional)



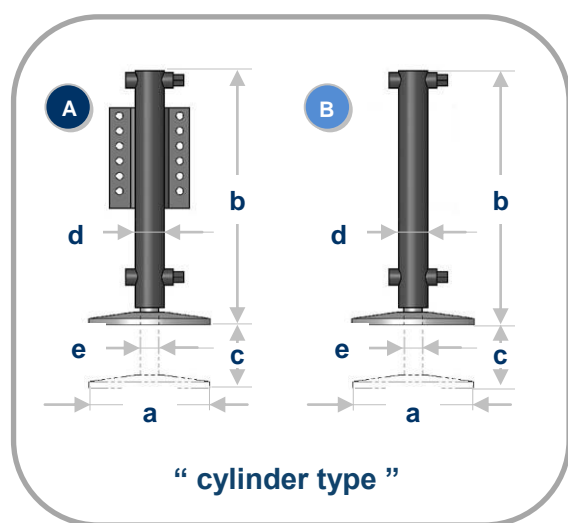
Extra Note:

The levelsystems for the motorhome are supplied WITHOUT :
Oil - Power (battery) cable - Hydraulic hoses - Battery

1. Hydraulic jacks overview

1.1 Cylinder type (single piston)

Below is an overview concerning the loose cylinder jacks as used within the E&P Hydraulics levelsystem for the motorhome.



a = diam. footplate

b = total length

c = stroke

d = diam. outside

e = diam. piston

A = with welded mountingplate

B = without mountingplate

+ = with footplate

++ = with footplate and mountingplate

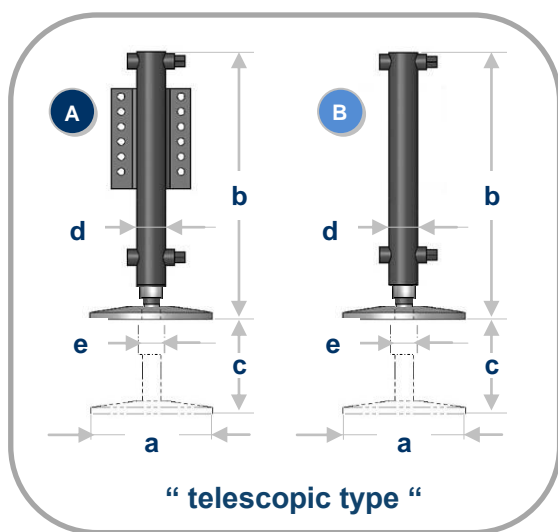
Part no. (E&P)	Description	type	a	b	c	d	e	Kg.
EP 012 HYD - L	Cylinder 2T +	B	180	475	358	55	35	9.0
EP 014 HYD	Cylinder 2T +	B	230	430	310	55	35	8.0
EP 015 HYD	Cylinder 2T ++	A	230	430	310	55	35	9.0
EP 022 HYD - L **	Cylinder 2T ++	A	230	475	358	55	35	9.5
EP 017 HYD	Cylinder 3,5T ++	A	230	495	342	60	40	11.0
EP 023 HYD	Cylinder 3,5T ++	A	230	435	310	60	40	10.0
EP 016 HYD	Cylinder 6T ++	A	230	530	383	70	45	14.0
EP 024 HYD - L	Cylinder 6T ++	A	230	630	483	70	45	15.0
EP 030 HYD	Cylinder 10T ++	A	230	580	425	85	60	25.0
EP 032 HYD - L **	Cylinder 10T ++	A	230	680	525	85	60	28.0

** jack with surcharge (longer length)

1. Hydraulic jacks overview (continued)

1.2 Telescopic types (double piston)

Below is an overview concerning the loose telescopic jacks as used within the E&P Hydraulics levelsystem for the motorhome. The telescopic jacks distinguish themselves in relation to the cylindrical jacks through their double-acting piston rod whereby the outward stroke is greater than that of the cylindrical jacks.



a = diam. footplate

b = total length

c = stroke

d = diam. outside

e = diam. piston

A = with welded mountingplate

B = without mountingplate

+ = with footplate

++ = with footplate and mountingplate

Part no. (E&P)	Description	type	a	b	c	d	e	Kg.
EP 019 HYD **	Telescope 2T +	B	230	330	320	65	45	6.7
EP 019 HYD - L **	Telescope 2T +	B	230	345	360	65	45	7.0
EP 019 HYD - XL **	Telescope 2T +	B	230	360	400	65	45	7.0
EP 020 HYD **	Telescope 2T ++	A	230	330	320	65	45	7.6
EP 020 HYD - L **	Telescope 2T ++	A	230	345	360	65	45	7.6

** jack with surcharge (telescope / longer length)



EP 019 HYD
EP 019 HYD - L
EP 019 HYD - XL



EP 020 HYD
EP 020 HYD - L

5.1 Hydraulic jacks overview (continued)

5.1.3 Stainless steel footplate and mounting parts

As standard, the hydraulic jacks are equipped with a stainless steel footplate. The footplate is mounted to the bottom side of the piston rod by means of two rubber washers, one metal galvanized washer and a bolt. (the bolt is secured with Loctite)



Part no. E&P	Description	Item	Size	Weight Kg
YPT05A1AB-03	Footplate - large	A	Ø 230 mm.	1,6
YPTG180AD-PR	Footplate - small	B	Ø 180 mm.	1,0
EP-100345 -10T	Footplate - steel 10T	C	Ø 230 mm.	1,5
27486	O – Ring	D	15.24 x 5.33	n/a
9210873	Washer (galvanized)	E	16.5 x 34 x 2	n/a
2005832	Bolt (metrical fine)	F	M16 x 30	n/a

5.2 Hydraulic pump

5.2.1 Complete pump assembly

The hydraulic jacks within the E&P Hydraulics levelsystem are activated by means of a 12V or 24V electro-hydraulic pump. Depending on the tonnage the oil reservoirs differ on execution type and volume.

(see also chapter 5.2.2 for overview oil reservoirs)

- **Hydraulic Pump / type: 12 / 24 Volt**

2 Ton - 3,5 Ton - 6 Ton and 10 Ton



Example:

Hydraulic pump 12V - 3.5 Ton oil reservoir


Part no. E&P	Description	Type Volt	Force Ton	Size L x W x H mm.	Volume tank / litre	Weight Kg
2T-EP-177352	Pump unit - 12V / 2.0 T	12	2	380 x 200 x 240	2.5	7.2
3,5T-EP-177353	Pump unit - 12V / 3.5 T	12	3.5	470 x 200 x 240	4.0	7.3
6T-EP-118239	Pump unit - 12V / 6.0 T	12	6	560 x 200 x 240	5.5	7.4
EP-118239a	Pump unit - 12V / 10.0 T	12	10	560 x 200 x 240	7.5	7.4
24 EP-177352	Pump unit - 24V / 2.0 T	24	2	380 x 200 x 240	2.5	7.2
24 EP-177353	Pump unit - 24V / 3.5 T	24	3.5	470 x 200 x 240	4.0	7.3
24 EP-118239	Pump unit - 24V / 6.0 T	24	6	560 x 200 x 240	5.5	7.4
24 EP-118239b	Pump unit - 24V / 10.0 T	24	10	560 x 200 x 240	7.5	7.4

5.2 Hydraulic pump (continued)

5.2.2 Oil reservoirs

Depending on the tonnage the oil reservoirs differ on execution type and volume. The hydraulic pump units (2 - 3,5 and 6 Ton) are standard equipped with an oil reservoir.

**** There is an option (additional charge) to provide the pump with a bigger sized (7,5L or 15L) tank.**




Part no. E&P	Description	Item	Size L x W x H mm.	Volume tank / litre	Weight Kg
EP-287353	Oil reservoir PVC / 7.5 liter (opt.)	A	310 x 210 x 160	7.5	0,7
EP-RVS15L	Oil reservoir CRS / 15.0 liter (opt.)	B	330 x 350 x 240	15.0	7,6
EP-118247	Fillercap for tank	C	Ø 60	n/a	0,02

5.2 Hydraulic pump (continued)

5.2.3 Serviceable parts

In the hydraulic pump, a few parts are used which may be considered as serviceable parts (exchangeable parts). Below is an overview of these parts.




Part no. E&P	Description	Item	Size L x W x H mm.	Weight
EP-VP-01	Protective relay cap	A	95 x 50 x 20	20 Gr
EP-118246	Relay	B	135 x 30 x 70	32 Gr
EP-177094	Pump valve	C	Ø 20	200 Gr
EP-N19-11397	Motor 12V	D	Ø 115	2.2 Kg
EP-N19-11302	Motor 24V	E	Ø 115	2.2 Kg
EP-142927	Pressure switch	F	Ø 30	200 Gr


5.2 Hydraulic pump (continued)

5.2.4 Mounting / fastening-solutions (built in)


Besides the standard (loose) assembly of the hydraulic pump, the pump can also be mounted four different ways:




Mounting solution 1:
In a metal frame
(possible for standard 2T and 3.5T pump)



Mounting solution 2:
In a plastic (polyester) casing
(possible for standard 2T and 3.5T pump)



Mounting solution 3:
In a metal casing
(possible for 6T pump)



Mounting solution 4:
Metal frame
(specific for VW T5/T6)

Part no. E&P	Description	Item	Size L x W x H mm.	Volume litre	Weight Kg.
9900300	Polyester box	A	560 x 320 x 275	49,3	2.5
9900200/b	Metal Bracket for polyester box	B	210 x 37 x 40	n/a	0.1
9900200/a	Metal frame for polyester box	C	505 x 162 x 260	21,3	2.8
9900100	Polyester box complete	A + B + C	560 x 320 x 275	49,3	5.4
EP LIF-MPB- 06	Metal casing for pump 6T	D	610 x 310 x 300	56,7	8.8
VWT5-pump	Mounting frame pump VW T5 / T6	E	300 x 120 x 190	n/a	1.4



ALKO QUALITY FOR LIFE

LEVELSYSTEM
MOTORHOME

5.3 Operation and control

5.3.1 Operating and control system

The hydraulic levelsystem is operated by means of a control panel (A) and or (optional) remote control (E). The hydraulic levelsystem is regulated by means of an operating system (C).

On the operating systems an antenna connection is present, this connection is only in use when a remote control unit is connected to the system.

There are two types of operating system, depending on the Voltage (12V or 24V).



Part no. E&P	Description	Item	Size L x W x H mm	Weight Gr am
EP-CP121	Operating panel (incl. mounting frame)	A	130 x 90 x 22	115
C0993a	Mounting frame	B	125 x 85 x 13	10
EP-TRC01	Touch screen	C	162 x 120 x 20	270
EP-RC01	Remote control (incl. holder)	D	142 x 93 x 33	115
EP-BB12RC	Operating system 12V or 24V	E	140 x 86 x 25	165
NSYTBS241912H	Underbody housing for operating system	F	230 x 190 x 130	600
EP-542-563	Antenna for remote control	G	140 x 10 x 10	25
EP-RC01a	Holder for remote control	H	85 x 93 x 33	35
3760112	Battery 9V	I	47 x 25 x 15	50

5.4 Electronic components


5.4.1 Electrical cables and fuses (holder)

The hydraulic levelsystem is dependent on the Voltage (12V of 24V) connected by **THREE** electrical cables. These are connected from the operating system to:

A : 2p. cable (handbrake / D+)

B or **C** : 4p. cable (operating panel)

D or **E** : 9p. cable (pump)



Part no. E&P	Description	Item	Size	Weight Gram
EP-L50-102-C	Cable 2 pins (12V system)	A	L = 10 meter	500
EP-L50-108-B	Cable 4 pins - long (12 & 24V system)	B	L = 10 meter	400
EP-0004B	Cable 4 pins - short (12 & 24V system)	C	L = 1 meter	45
EP-L50-D12-21	Cable 9 pins - long (12 & 24V system)	D	L = 6 meter	1200
178372/00	Cable 9 pins - short (12 & 24V system)	E	L = 0,5 meter	125
EP-RP2709	Fuse / 150 Amp. (12V system)	F	70 x 20 x 10 mm.	10
EP-RP2709a	Fuse / 125 Amp. (24V system)	G	70 x 20 x 10 mm.	10
EP-RP2711	Fuseholder	H	115 x 41 x 40 mm.	85


5.5 Hydraulic components

5.5.1 Hydraulic hoses and couplers

The hydraulic pump and the four jacks are connected to each other by 10 or 8 (when return hoses looped) hydraulic hoses. With the aid of a hydraulic press, straight or angled couplers are mounted.

Extra note:

Complete hydraulic hose kits (incl. pressed couplers) can be ordered via E&P Hydraulics by means of a special order form.
(price depends on the chosen configuration)



Part no. E&P	Description	Item	Size	Weight Gram
EP-GS-UNI	Hydraulic hose kit	A	acc. to information	var.
EP-GS-ZP	Hydraulic hose kit (self-press)	A *	n/a	var.
0347-04 EP	Hydraulic hose (rol)	B	150 m	var.
EP-10295-14-04	Straight coupler	C	n/a	20
EP-10995-14-04	Angled coupler (90 degrees)	D	n/a	20
EP-M00830-04	Ferrule	E	n/a	10
X-GE8LR/WD	Screw coupling	F **	n/a	55
X-ET08L	T- coupling (with nut) *	G **	n/a	50
X-T8L	T- coupling (without nut)	H	n/a	40
X-EW-08L	Angled coupling (with nut)	J	n/a	40
X-EL-08L	T- coupling (with nut)	K	n/a	50

* Note. : This set consists of: 30m. Hydraulic hose (B) • 15 pcs. straight coupler (C) • 15 pcs. angled coupler (D) • 30 pcs. ferrule (E) • 6 pcs. angled coupling (J) • 4 pcs. T-coupling (H)

** Note: Screw couplers F (2x) and T-coupling G (1x) are delivered standard with the levelsystem



ALKO QUALITY FOR LIFE

LEVELSYSTEM
MOTORHOME

5.6 Miscellaneous

5.6.1 Miscellaneous

Concerning the installation of the levelsystem, there are still some components to be designated, which can be used depending on the vehicle type.



Part no. E&P	Description	Item	Size	Weight
EPAL-01	Airdrop system (for. 1 axle)	A*	12 x 15 x 6 cm	1 Kg.
EP-HS-250	Heatshield (Fiat X-250/290)	B	260 x 140 x 2 mm	135 Gr.
EP-100533	Sealplate (bodywork Mercedes)	C	410 x 190 x 2 mm	245 Gr.
EP-1052201125	Connecting cable E&P / VB (airsuspension)	D	L = 4 m	170 Gr.
PJA-12M	Heat resistant hose (Insulflex)	E	D = 19mm	220 Gr / m.
1926664	Isolation hose (pvc)	F	D =14 mm	1,7 Kg / 50m.
CP-D+	Circuit Plug D+ (Fiat)	G	L = 160 mm	5 Gr.

* EPAL-01 is an airdrop system for airsuspension in case heavy vehicles such as 8-10Ton

5.7 Mounting brackets

5.7.1 Mounting brackets (FIAT)




Below is an overview concerning the mounting brackets as used within the E&P Hydraulics levelsystem for mounting the jacks to the different FIAT motorhome types.

mounting-bracket set (1 set = 2 pcs. • left and right)

Item Kg.

FIAT 2.0T (also for Peugeot, Citroen)

CP 7369	Bracket Fiat X250/290 • telescope 2T+ • frontside	A	5.3
CP 7364	Bracket Fiat X250/290 - Eurochas. low • telescope 2T+ • rearside	B	6.0
CP 7365	Bracket Fiat X250/290 - Eurochas. high • cylinder 2T+ • rearside	C	6.0
CP 7358	Bracket Fiat X250/290 - Hymer • cylinder 2T+ • rearside	D	3.5
EP-130	Bracket Fiat X250/290 - VAN • telescope 2T+ • rearside	E	6.0
CP 7361	Bracket Fiat X244 - ALKO torsion spring • cylinder 2T+ • frontside	F	3.0
FR-244	Bracket Fiat X244 - Compl. Fiat / leaf spring • cylinder 2T+ • frontside	G	5.0
CP 7366	Bracket Fiat X250/290 - Fiat chassis / airsuspension • telescope 2T+ • rearside	H	4.5





5.7.2 Mounting brackets (IVECO)

Below is an overview concerning the mounting brackets as used within the E&P Hydraulics levelsystem for mounting the jacks to the different IVECO motorhome types.

mounting-bracket set (1 set = 2 pcs. • left and right)

		Item	Kg.
IVECO (2.0 - 3.5 - 6.0 Ton)			
CP5993/94	Bracket Iveco Daily standard • 2T++ • frontside	A	10.5
CP 7354	Bracket Iveco Daily 50C • 2T++ • rearside	B	8.5
CP 7355	Bracket Iveco Daily 60 - 70C • 3.5T++ • rearside	C	7.5
CP 7356	Bracket Iveco Daily - concorde garage • 3,5T++ • rearside	D	6.0
EP CIII-R	Bracket Concorde - Charisma III • 6T++ • rearside	E	9.0
EC 8010	Bracket Iveco Eurocargo • 8 - 10T++ • frontside	F	9.5
EC 1200	Bracket Iveco Eurocargo • 12T++ • frontside	G	6.5
CP 7353	Bracket Iveco Eurocargo • 8 - 12T ++ • rearside * <i>* identical to CP7353 MAN rearside</i>	H	12.5
CP 5995-L	Bracket Iveco Daily - from 2014 / steel cabin • 2 - 3.5T ++ • left frontside **	I	3.1
CP 7400	Bracket Iveco Daily 50 - 70C • crossbeam traverse - airsuspension • rearside	J	7,5
CP 5995-R	Bracket Iveco Daily Euro 6 • right frontside **	K	3.1



Extra Note **
see further information
chapter 7.10 special

5.7.3 Mounting brackets (MAN)

Below is an overview concerning the mounting brackets as used within the E&P Hydraulics levelsystem for mounting the jacks to the different MAN motorhome types.

mounting-bracket set (1 set = 2 pcs. • left and right)

		Item	Kg.
M.A.N. (6.0 Ton)			
CP 7352	Bracket M.A.N • 6T++ • frontside	A	11.5
CP 7353	Bracket M.A.N • 6T++ • frontside	B	12.5
CP 7352/53	Bracket set M.A.N concorde • 6T++ • frontside and rearside	C	24.0






5.7.4 Mounting brackets (Mercedes)

Below is an overview concerning the mounting brackets as used within the E&P Hydraulics levelsystem for mounting the jacks to the different MERCEDES motorhome types.

mounting-bracket set (1 set = 2 pcs. • left and right)

		Item	Kg.
Mercedes (2.0 - 10.0 Ton)			
MB 7351	Bracket MB Sprinter - before '06 • 2T+ • frontside	A	7.0
CP 7357	Bracket MB Sprinter & 4x4 - from '06 • 2T++ • frontside	B	6.0
MB 7350	Bracket MB Sprinter – single air - from '06 • 2T++ • rearside	C	7.0
MB la-ra	Bracket MB Sprinter - around chassis • 2T+ • rearside	D	7.5
MBV la-ra	Bracket MB Sprinter - VAN toward bolt • telescope 2T+ • rearside	E	9.5
Actros la-ra	Bracket MB Actros • 10T++ • rearside	F	34.0
Actros lv-rv	Bracket MB Actros • 10T++ • frontside	G	28.5
MB VC-35 front	Bracket Mercedes Atego • 6T++ • frontside (long)	H	14.8
MB VC-35 rear	Bracket Mercedes Atego • 6T++ • rearside (short)	I	11.6
MB 7352	Bracket MB Sprinter • 5T+ • rearside	J	8.8







5.7.5 Mounting brackets (Ford)

Below is an overview concerning the mounting brackets as used within the E&P Hydraulics levelsystem for mounting the jacks to the different FORD motorhome types.

mounting-bracket set (1 set = 2 pcs. • left and right)

		Item	Kg.
Ford (2.0 Ton)			
FO 7300	Bracket Ford transit • 2T+ • frontside	A	6.5
FO 7301	Bracket Ford transit – frontwheel drive • 2T++ • rearside	B	6.0
FTR-9	Bracket set Ford transit • 2T+ • frontside and rearside (2017)	C	18.6






5.7.6 Mounting brackets (Renault)

Below is an overview concerning the mounting brackets as used within the E&P Hydraulics levelsystem for mounting the jacks to the different RENAULT motorhome types.

mounting-bracket set (1 set = 2 pcs. • left and right)

			Item	Kg.
Renault (2.0 Ton)				
RM 7310	Bracket Renault master - from '07 • 2T++ • rearside		A	7.0
RM 7311	Bracket Renault master - from '07 • 2T++ • frontside		B	4.0
140215	Bracket Renault master - from '10 • 2T++ • frontside		C	10.0
130007	Bracket Renault master - from '10 • 2T++ • rearside		D	7.0



5.7.7 Mounting brackets (Volkswagen)

Below is an overview concerning the mounting brackets as used within the E&P Hydraulics levelsystem for mounting the jacks to the different VOLKSWAGEN motorhome types.

mounting-bracket set (1 set = 2 pcs. • left and right)

		Item	Kg.
Volkswagen (2.0 Ton)			
VWT5-FR	Bracket VW - from '17 • telescope 2T+ • frontside	A	4.3
VWT5-RR	Bracket VW - from '17 • telescope 2T+ • rear side	B	4.4





5.7.8 Mounting brackets (Adria)

Below is an overview concerning the mounting brackets as used within the E&P Hydraulics levelsystem for mounting the jacks to the different Adria motorhome types.

mounting-bracket set (1 set = 2 pcs. • left and right)

		Item	Kg.
Adria (2.0 Ton)			
AAF L+R	Bracket Adria - from '17 • 2T+ • rearside	A	4.3




5.7.9 Mounting brackets (universal)

Below is an overview concerning the mounting brackets as used within the E&P Hydraulics levelsystem for mounting the jacks to the different UNIVERSAL motorhome types.

mounting-bracket set (1 set = 2 pcs. • left and right)

		Item	Kg.
Universal			
CP 7360	Bracket incl. mounting plate 6-holes • 2T+ cylinder • rearside	A	4.0
CP 7361	Bracket excl. mounting plate • 2T+ cylinder • frontside	B	3.0
EP 990103	Bracket excl. mounting plate • 2T+ telescope • rearside	C	3.0
FP 0140	Clamp for cylinder bracket • 2T+	D	1.0
FP 0160	Clamp for telescope bracket • 2T+	E	1.0
UN 7315	Bracket set universal - "U" profile	F	6.5
UN 7316	Bracket extender • rearside	G	12.5
YPT05	Mounting plate for mounting/welding to jack	H	2.0




CONTINUED

5.7.9 Mounting brackets (universal)

Below is an overview concerning the mounting brackets as used within the E&P Hydraulics levelsystem for mounting the jacks to the different UNIVERSAL motorhome types.

mounting-bracket set (1 set = 2 pcs. • left and right)

		Item	Kg.
Universal			
CP7377	Bracket set universal - "U" profil blind • rearside	I	7.5
CP 7360T	Bracket incl. mounting plate 6-holes • 2T+ telescope • rearside	J	4.0
ALKO-55	Prop set cylinder • D = 55 mm.	K	3.0
ALKO-65	Prop set telescope • D = 65 mm.	L	3.0
CP7380	Bracket set universal - ALKO high 4 • rearside	M	4.2



5.7.10 Mounting brackets (special)

Below is an overview concerning the special mounting bracket set ** as used within the E&P Hydraulics levelsystem for mounting the jacks.

		Item	Kg.
CP 5995-L + CP5993/94	Bracket set Iveco Daily from '014 / steel cabin • frontside • 2-3.5T+ cylinder	A	8.3
CP 5995-L	Bracket set Iveco Daily from '017 / steel cabin • left frontside • 2-3.5T+ cylinder	B	3.1
CP 5995-R	Bracket Iveco Daily Euro 6 • right frontside	C	3.1

Situation A

The CP 5995-L is a specially designed “universal” mounting bracket, primarily used for: Iveco daily 50-60-70 / new version **from 2014** / with steel cabin.


In this configuration the CP 5995-L bracket will only be used on the left frontside in combination with the EP 012 HYD jack, on the right frontside the bracket type CP5993/94 is used (1 bracket instead of 2) in combination with the EP 022 HYD jack.



Situation B

De CP 5995-R is a specially designed “universal” mounting bracket, primarily used for: Iveco daily 50-60-70 / **from 2017** / with steel cabin.

In this configuration the CP 5995-R bracket will only be used on the right frontside in combination with the EP 012 HYD jack, on the left frontside the bracket type CP5995-L is used in combination with the EP 012 HYD jack.





AL-KO QUALITY FOR LIFE

LEVELSYSTEM

MOTORHOME

CARAVAN

E&P HYDRAULICS

TECNNICAL CENTER:

Tarwestraat 51, 2153 GE, Nieuw-Vennep, NL • Tel. +31 (0)25 262 61 51 • Fax +31 (0)25 262 19 95

COMMERCIAL CENTER:

Schuttersstraat 26^e, 6191 RZ, Beek, NL • Tel. +31 (0)46 423 05 75 • Fax +31 (0)46 426 17 27

ING Bank BIC: INGBNL2A • IBAN: NL07 INGB 0686 8380 76 • K.v.K. nr.: 14076270 • B.T.W. nr.: NL8118.20.774.B01

info@ep-hydraulics.nl • www.ep-hydraulics.nl